

**SIMPLIFIED PROSPECTUS OF THE  
EFA NEW HORIZON FUND**

**THIS DOCUMENT IS IMPORTANT - PLEASE ENSURE  
THAT YOU READ IT CAREFULLY BEFORE DECIDING  
WHETHER TO INVEST**

## INTRODUCTION

This document gives you a summary of the EFA New Horizon Fund (the “Fund”), which is an Open Ended Investment Company (OEIC), to assist you in deciding whether you wish to invest in the Fund. There are four Sub-Funds available, being:

- Cautious Fund
- High Income Fund
- Income and Growth Fund
- Growth Fund

The first section deals with the generic features of the OEIC and then there is a specific section on each of the Sub-Funds.

As well as information on the EFA New Horizon Fund, we have also included answers to a number of questions you may have about the Sub-Funds.

Please refer to the full Prospectus for further information.

## THE AIMS OF THE FUNDS

To enable you to make capital gains from investment in stock market based investments for as long as you may wish.

You can also invest in the Fund through a Stocks and Shares Individual Savings Account (ISA), providing a tax-efficient investment in the sub-funds (please read the separate ISA Key Features and Terms and Conditions).

## YOUR INVESTMENT

Your investment is in one or more of the EFA New Horizon Fund Sub-Funds.

You can invest in Income Shares in the Sub-Funds or products in the following manner subject to the minimum amounts specified:

<b>Product</b>	<b>Minimum</b>
Lump Sum	£5,000
Monthly Savings Plan	£100pm
ISA	£5,000

At its absolute discretion, Elite Fund Administration (‘EFA’ or ‘Elite’) may vary the minimum investment levels.

## RISK FACTORS

- Defensive investment in cash and money market instruments, at times when relevant stock market indices are rising, may constrain the growth of capital invested in a sub-fund.
- Investments may be made in assets denominated in various currencies and the movement of exchange rates may have a separate effect, unfavourable as well as favourable, on the gains and losses otherwise experienced on such investments.
- Capital guaranteed structured products are guaranteed by a third party, such as a bank or building society. Accordingly, fulfilment of the guarantee element relies on the creditworthiness of that third party.
- It must be emphasised that past performance is not necessarily a guide to future growth or rates of return.
- Exemptions, thresholds and rates of tax may change in future tax years.
- The Investment Adviser may enter into certain derivatives transactions, including, without limitation, forward transactions, futures and options. The value of these investments may fluctuate significantly. By holding these types of investments there is a risk of capital depreciation in relation to certain Company assets. There is also the potential for capital appreciation of such assets. The ACD does not anticipate that the use of derivatives will alter the risk profile of the Funds.
- The Sub-Funds may invest in unregulated collective investment schemes (including hedge funds).

- Investment in unregulated collective investment schemes carries additional risks as these schemes may not be under the regulation of a competent regulatory authority, may use leverage techniques and may carry increased liquidity risk as units/shares in such schemes may not be readily realisable.
- The Sub-Funds are not "ring-fenced" and in the event of the Company being unable to meet liabilities attributable to any particular sub-fund out of the assets attributable to such sub-fund, the excess liabilities may have to be met out of the assets attributable to the other sub-funds
- For all sub-funds, some or all of any other charges and expenses may be treated as a capital expense in accordance with the Regulations, which may have the effect of eroding capital or constraining capital growth, as the sub-fund may treat the generation of income as a higher priority than capital growth or (as the case may be) place equal emphasis on the generation of income and on capital growth.

For complete details of the investment risks, please refer to the full Prospectus for the EFA New Horizon Fund.

## **YOUR QUESTIONS ANSWERED**

### **What is the profile of a typical Investor?**

The Fund is appropriate for those investors who understand the risks involved in stockmarket investment and are prepared to remain invested in the Fund for a minimum of five years.

You are recommended to seek independent investment advice before making any Investment into the Fund.

### **How do I invest?**

- You may invest into the EFA New Horizon Fund by telephone or by post. Investment into the Stocks and Shares ISA is by post only.

- To invest by telephone, simply call your Financial Adviser who can arrange for an investment to be made on your behalf. Alternatively, call the number shown later in this document under 'WAY Fund Managers Limited'.
- To invest by post, simply send the appropriate application form and cheque to your Financial Adviser or direct to Elite. We recommend you talk to your Financial Adviser before making an investment.
- Cheques should be made payable to '**WAY Fund Managers Limited**'. In order to comply with the UK law on money laundering, cheques must be drawn on your own account or a joint account with your spouse. If you ask your bank or building society to draw the cheque, they must state on the cheque that the funds have been drawn from an account in your name. For example, the payee would be '**WAY Fund Managers Limited (Re: A. N. Other)**'. Alternatively, ask them to write your name and address on the reverse of the cheque and add the bank/building society stamp and signature to confirm the money is drawn from your account.
- Investing via a monthly savings plan is by Direct Debit and will be collected on the first business day of each month. The completed Direct Debit Mandate should be sent with the appropriate application form to your Financial Adviser or direct to Elite.
- No interest payment will be made on client money held by WAY Fund Managers prior to investment in your chosen fund(s). Client money will be held in an account with HSBC plc.

### **How do I sell my investment?**

If you use the services of a firm of Financial Advisers, we recommend you contact them to arrange the sale of your shares. Otherwise, you may sell your shares in the EFA New Horizon Fund or ISA by telephone or in writing to Elite.

- You may sell all your shares or sell shares to a minimum value of £5,000 for any single Fund, provided the prevailing value of your remaining investment in that Fund does not fall below the current minimum investment levels. The minimum remaining investment restriction does not apply where shares are being sold from a monthly savings plan to which contributions are continuing.
- Elite will send you a Contract Note confirming each transaction on the next business day after the valuation point at which shares are sold.
- Settlement of your sale of shares will be made by Elite on the fourth business day following receipt of valid written instructions to sell.

### **Are there any Anti-Money Laundering Requirements?**

If, at the time your application has been made, the requirements of the regulations regarding money laundering have not been met, Elite Fund Administration will normally require further evidence (of your identity and/or permanent address) from you before your investment can be completed. If you invest through a financial adviser, they will normally carry out this function as part of their service to you. If you are not investing through a financial adviser, please contact Elite before making an application.

### **How are share prices calculated?**

The price of shares is calculated daily following a valuation of the underlying net assets of the funds. These valuations will normally be as at 12 noon on each business day. Dealing is on a forward basis, which means that you normally buy or sell shares at the prices calculated at the valuation point immediately following receipt of your dealing instructions.

### **What documentation do I receive once I have invested?**

- You will be sent a contract note confirming your investment on the next business day after the valuation point at which you invest.

- You should keep these in a safe place, as we do not issue share certificates.

You will receive interim and final reports for the Fund for the relevant accounting period together with other performance details. Where distributions are declared in respect of non-ISA investments, you will receive tax vouchers with the final reports.

A copy of the full Prospectus (which includes more information), the last final reports and any subsequent interim reports can be obtained free of charge from Elite.

### **What is my tax position?**

No Capital Gains Tax is paid within your Funds, although subject to your annual allowance you may have a personal liability when you dispose of your shares.

Your tax position will depend on your individual circumstances.

### **Can I receive income from my investment?**

The EFA New Horizon Fund issues Income shares meaning that any income generated is paid out to you. You do have the option to reinvest any income to purchase further shares.

### **How can I keep track of my investment?**

Shares prices are published on the Financial Express website ([www.fundlistings.com](http://www.fundlistings.com)), where you should select “WAY Fund Managers”, or by contacting Elite.

### **Can I increase my investment?**

The minimum additional lump sum investment is £5,000. If you are investing monthly in Shares, you can increase your investment at any time, in multiples of £10. Call your Financial Adviser or Elite for further information on how to increase your investment.

You can reduce your monthly contributions at any time, subject to the minimum monthly contribution being at least £100 in any single fund. To reduce your contributions, you must write to your usual Financial Adviser, or to Elite, quoting your account number and the new monthly contribution.

### **Can I change my mind about my application?**

- You may have the right to change your mind where the contract was arranged through an authorised financial adviser, unless they hold an appropriate customer agreement with you (which excludes the right to cancel), or dealt on your behalf on an execution only basis.
- If you are entitled to ‘cancellation rights’ we will send you a Notice of Cancellation. You will then have 14 days to cancel your investment.
- If you cancel, you will receive a refund of either the full amount invested or, should the buying price of shares have fallen since the investment was acquired, the refund will be reduced by an amount equal to that fall in value.

Please note that applications resulting from non face-to-face communication (“distance contracts”) will not benefit from a right to cancel.

### **How much will any advice cost?**

Your Financial Adviser will give you details about the cost. The amount will depend on the size of the investment and the length of the investment term. It will be paid out of the direct charges. Details of the cost of advice will also be included in the Contract Note or letter of acknowledgment sent to you after you invest.

### **What charges will apply to my investment?**

There are a number of charges that may apply to your investment in the Fund.

- Initial Charge – this charge is deducted directly from the amount you are investing.
- Annual Management Charge – this is calculated and deducted from the fund and is reflected in each day’s published share price.
- Other Expenses - other expenses include transaction charges, depositary/trustee fees, audit, registration, Stamp Duty Reserve Tax and FSA fees and underlying fund charges.

### **What is the Total Expense Ratio?**

The Total Expense Ratio (TER) of a Fund is the annual operating expenses of the Fund expressed as a percentage of the daily average net assets – it does not include initial charges and investment transaction expenses. The TER provides a measure to assist you in comparing the annual operating expenses of all European funds. In addition to the annual management charge, the TER includes certain charges which are deducted directly from the Fund and these include:

- Registration Fee, Depositary Fee; Audit Fee; FSA Fee; the effect of the TER applicable to any underlying collective investment; and the cost of producing reports.

### **What is the Reduction in Yield?**

The Reduction in Yield, (RIY) shows you how a fund’s charges can be expected to reduce your investment return.

The growth figures used for these calculations are based on notional growth rates which may or may not be achieved. They are provided only to illustrate the effect of charges and expenses on an example investment. The yield figures and charges are based on historical data as at the date of the Fund’s last annual Report & Accounts.

### **What is the Portfolio Turnover Rate?**

The Portfolio Turnover Rate (PTR) is calculated in accordance with a set formula in order to give you an indication of the volume of transaction activity within the underlying portfolio.

### **What is Stamp Duty Reserve Tax?**

Stamp Duty Reserve tax (SDRT) is a tax levied by HM Revenue and Customs on the ACD or depositary based on the sale (redemption) or transfer of shares in a Fund. SDRT is levied at a rate of 0.5% that is (under the Regulations) permitted to be charged to the Fund or charged to individual Shareholders by way of an entry or exit fee. Such a fee would be additional to other charges and affect the value invested or proceeds received on redemption.

In most cases, any SDRT liability will be borne by the Fund. However, where the aggregate shares being redeemed constitute more than 2%

of the value of the Fund, the ACD reserves the right to levy a charge of 0.5% against exiting Shareholders.

Where shares are being transferred between parties, the ACD will request advance payment of any estimated SDRT liability from the transferee before the transfer is completed.

#### **Who do you contact if you have a complaint?**

If you have a query or if you wish to complain about any aspect of the service you have received, please contact Elite. If you have a query about the information contained in this booklet, please contact your financial adviser or Elite.

#### **Compensation Arrangements**

WAY Fund Managers Limited is covered by the Financial Services Compensation Scheme. You are entitled to compensation from a scheme if we cannot meet our obligations. This depends on the type of business and the circumstances of the claim. Most types of investment business are covered up to a maximum limit of £50,000. Further information about compensation arrangements is available from the Financial Services Compensation Scheme.

#### **Is it possible to get more detailed information about the Fund?**

This Simplified Prospectus contains information which is abridged from the full prospectus. Copies of the Full Prospectus and the latest Managers Reports are available free of charge from Elite Fund Administration (at the address of the ACD). These documents are only available in English.

#### **Which contact details should I be aware of?**

Elite Fund Administration      Elite Fund Administration (EFA) Is a trading name of WAY Fund Managers Limited and can be contacted at the address and telephone number of the ACD below.

The Authorised Corporate Director (ACD) of the Fund is:      WAY Fund Managers Limited, Cedar House, 3 Cedar Park, Cobham Road, Wimborne, Dorset BH21 7SB Telephone 01202 855856

FSA Reference number 194147

The Auditor of the Fund is:      Grant Thornton UK LLP, 30 Finsbury Square, London EC2P 2YU FSA Reference Number 222623

The Depository of the Fund is:      State Street Trustees Limited, 20 Churchill Place, London E14 5HJ FSA Reference Number 186237

The Regulator of the Fund is:      The Financial Services Authority, 25 The North Colonnade, Canary Wharf, London E14 5HS

**Issue Date – February 2010**

## **New Horizon Cautious Fund - Fund Information Sheet**

### **Aims of the Fund**

The aim of the Fund is long-term capital growth, with a limited risk perspective.

### **How the Aims are Achieved**

The Fund will achieve its aim through conservative investment in a diversified portfolio of derivatives, collective investment schemes, investment trusts, other transferable securities, cash or near cash, deposits and money market instruments.

- Subject to the requirements of the Regulations, the portfolio will normally remain fully invested. There will, however, be no restrictions on the underlying content of the investments held, in terms of investment type, geographical or economic sector, meaning that the investment adviser has the absolute discretion to weight the portfolio towards any investment type or sector, including cash, at any time.
- Unregulated collective investment schemes may be used up to the full extent permitted by the Regulations.
- The portfolio will be actively managed. The Fund may invest in derivatives for investment purposes as well as for efficient portfolio management purposes (including hedging).
- It is not intended that the use of derivatives in this way will change the risk profile of the Fund. Borrowing will be permitted under the terms of the Regulations.
- Subject to the above, the Fund may invest in any asset class and adopt any investment technique or strategy permitted under the Regulations.

### **Fund Structure**

The Fund is an Open Ended Investment Company (OEIC) and was incorporated on 15 July 2005 and is defined as a Non-UCITS Retail Scheme. The base currency of the Fund is in UK £ Sterling. The Fund is open-ended with an unlimited duration. The Fund was launched on 15 August 2005 and issues Income Shares.

### **Investment Adviser**

The Investment Adviser is Goldman Sachs International, Peterborough Court, 133 Fleet Street, London EC4A 2BB. They are authorised and regulated by the Financial Services Authority (FSA). Goldman Sachs is entered on the FSA Register and has an FSA Reference Number of 142888.

## Charges

Initial Charge	5%
Annual Management Charge	1.25%
Other Annual Charges	0.38%
Total Expense Ratio	1.63%
Estimated Yield	1.11%
Portfolio Turnover Rate	0.64%
Charges Deducted From	Income/Capital

## Effect of Charges

The following tables show you the effect our charges have on your investment. The figures are based on a theoretical investment of £5,000. From this we have deducted the relevant charges.

### New Horizon Cautious Fund

**Annual direct and indirect charges and expenses 1.63%**

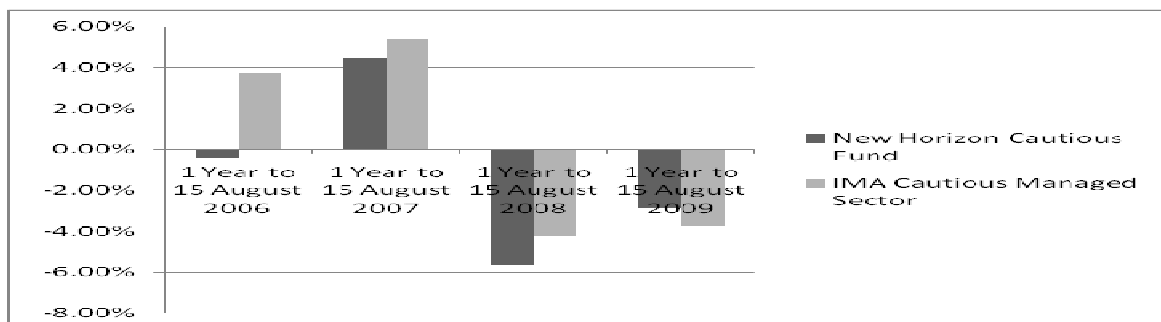
**Estimated Net Yield 1.11%**

**Initial Charge 5%**

At the end of year	Investment to date	Income Shares		
		Effect of deductions to date	Income Paid out to date	What you might get back at 6.0% growth a year
1	£5,000	£334	£53	£4,912
3		£552	£166	£5,227
5		£807	£286	£5,562
10		£1,651	£622	£6,496

The last line in the Table shows that over 10 years, the effect of total direct charges and expenses could amount to £1,651. Putting it another way, if the growth rate were to be 6%, which is in no way guaranteed, this would have the effect of reducing it to 3.8% a year.

## Past Fund Performance



Source of all data: WAY Fund Managers Limited

## **New Horizon High Income Fund - Fund Information Sheet**

### **Aims of the Fund**

The aim of the Fund is a regular income in excess of that available from standard deposit accounts available from UK deposit takers, together with a minimum requirement to preserve the capital value of an investment.

### **How the Aims are Achieved**

The Fund will achieve its aim through investment in a diversified portfolio of high-yielding collective investment schemes, investment trusts, other transferable securities, cash or near cash, deposits, money market instruments and derivatives.

- Subject to the requirements of the Regulations, the portfolio will normally remain fully invested. There will, however, be no restrictions on the underlying content of the investments held, in terms of investment type, geographical or economic sector, meaning that the investment adviser has the absolute discretion to weight the portfolio towards any investment type or sector, including cash, at any time.
- Unregulated collective investment schemes may be used up to the full extent permitted by the Regulations.
- The portfolio will be actively managed. The use of derivatives and/or hedging transactions are permitted in connection with the efficient portfolio management of the Fund, and borrowing will be permitted under the terms of the Regulations.
- On giving 60 days' notice to Shareholders, the Fund may, in addition to its other investment powers, use derivatives and forward transactions for investment purposes. It is not intended that the use of derivatives in this way will change the risk profile of the Fund.
- Subject to the above, the Fund may invest in any asset class and adopt any investment technique or strategy permitted under the Regulations.

### **Fund Structure**

The Fund is an Open Ended Investment Company (OEIC) and was incorporated on 15 July 2005 and is defined as a Non-UCITS Retail Scheme. The base currency of the Fund is in UK £ Sterling. The Fund is open-ended with an unlimited duration. The Fund was launched on 15 August 2005 and issues Income Shares.

### **Investment Adviser**

The Investment Adviser is Goldman Sachs International, Peterborough Court, 133 Fleet Street, London EC4A 2BB. They are authorised and regulated by the Financial Services Authority (FSA). Goldman Sachs is entered on the FSA Register and has an FSA Reference Number of 142888.

## Charges

Initial Charge	5%
Annual Management Charge	1.25%
Other Annual Charges	0.99%
Total Expense Ratio	2.24%
Estimated Yield	3.17%
Portfolio Turnover Rate	19.44%
Charges Deducted From	Income/Capital

## Effect of Charges

The following tables show you the effect our charges have on your investment. The figures are based on a theoretical investment of £5,000. From this we have deducted the relevant charges.

### New Horizon High Income Fund

**Annual direct and indirect charges and expenses 2.24%**

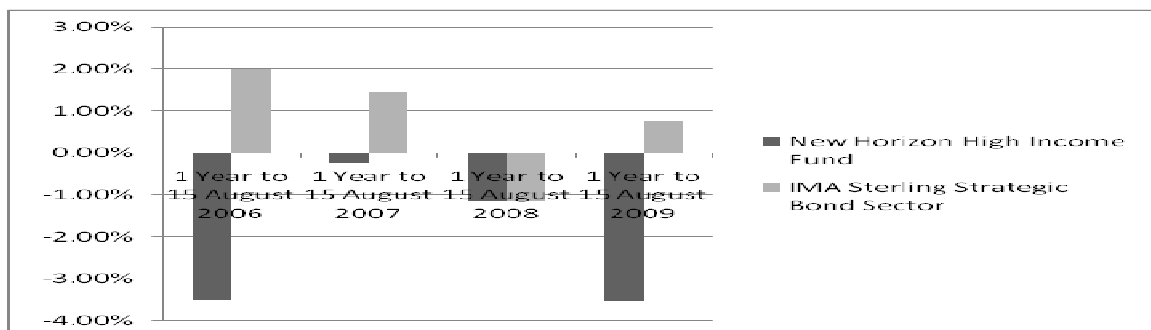
**Estimated Net Yield 3.17%**

**Initial Charge 5%**

At the end of year	Investment to date	Income Shares		
		Effect of deductions to date	Income Paid out to date	What you might get back at 6.0% growth a year
1	£5,000	£363	£149	£4,784
3		£637	£451	£4,828
5		£948	£756	£4,872
10		£1,912	£1,530	£4,985

The last line in the Table shows that over 10 years, the effect of total direct charges and expenses could amount to £1,912. Putting it another way, if the growth rate were to be 6%, which is in no way guaranteed, this would have the effect of reducing it to 3.4% a year.

## Past Fund Performance



Source of all data: WAY Fund Managers Limited

## **New Horizon Income and Growth Fund - Fund Information Sheet**

### **Aims of the Fund**

The aim of the Fund is to achieve medium to long-term growth in both income and capital.

### **How the Aims are Achieved**

The Fund will achieve its aim through investment in a diversified portfolio of collective investment schemes, investment trusts, other transferable securities, cash or near cash, deposits, money market instruments and derivatives.

- Subject to the requirements of the Regulations, the portfolio will normally remain fully invested. There will, however, be no restrictions on the underlying content of the investments held, in terms of investment type, geographical or economic sector, meaning that the investment adviser has the absolute discretion to weight the portfolio towards any investment type or sector, including cash, at any time.
- Unregulated collective investment schemes may be used up to the full extent permitted by the Regulations.
- The portfolio will be actively managed. The use of derivatives and/or hedging transactions are permitted in connection with the efficient portfolio management of the Fund, and borrowing will be permitted under the terms of the Regulations.
- On giving 60 days' notice to Shareholders, the Fund may, in addition to its other investment powers, use derivatives and forward transactions for investment purposes. It is not intended that the use of derivatives in this way will change the risk profile of the Fund.
- Subject to the above, the Fund may invest in any asset class and adopt any investment technique or strategy permitted under the Regulations.

### **Fund Structure**

The Fund is an Open Ended Investment Company (OEIC) and was incorporated on 15 July 2005 and is defined as a Non-UCITS Retail Scheme. The base currency of the Fund is in UK £ Sterling. The Fund is open-ended with an unlimited duration. The Fund was launched on 15 August 2005 and issues Income Shares.

### **Investment Adviser**

The Investment Adviser is Goldman Sachs International, Peterborough Court, 133 Fleet Street, London EC4A 2BB. They are authorised and regulated by the Financial Services Authority (FSA). Goldman Sachs is entered on the FSA Register and has an FSA Reference Number of 142888.

## Charges

Initial Charge	5%
Annual Management Charge	1.25%
Other Annual Charges	1.26%
Total Expense Ratio	2.51%
Estimated Yield	1.7%
Portfolio Turnover Rate	12.68%
Charges Deducted From	Income/Capital

## Effect of Charges

The following tables show you the effect our charges have on your investment. The figures are based on a theoretical investment of £5,000. From this we have deducted the relevant charges.

### New Horizon Income and Growth Fund

**Annual direct and indirect charges and expenses 2.51%**

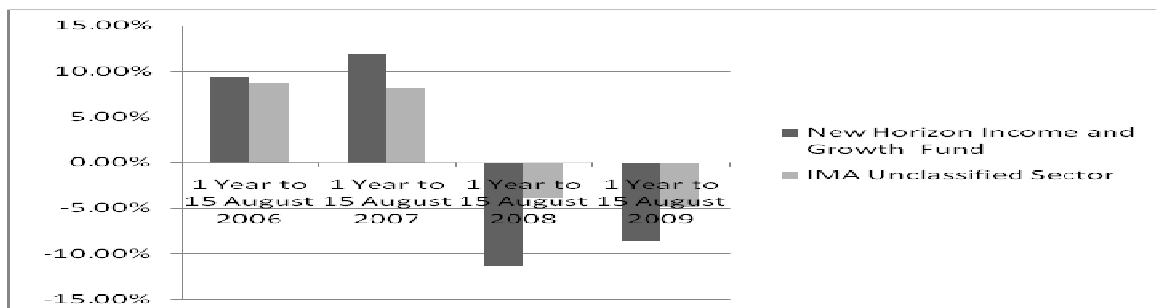
**Estimated Net Yield 1.7%**

**Initial Charge 5%**

At the end of year	Investment to date	Income Shares		
		Effect of deductions to date	Income Paid out to date	What you might get back at 6.0% growth a year
1	£5,000	£377	£81	£4,840
3		£687	£248	£5,001
5		£1,044	£421	£5,166
10		£2,184	£878	35,605

The last line in the Table shows that over 10 years, the effect of total direct charges and expenses could amount to £2,184. Putting it another way, if the growth rate were to be 6%, which is in no way guaranteed, this would have the effect of reducing it to 3.0% a year.

## Past Fund Performance



Source of all data: WAY Fund Managers Limited

## **New Horizon Growth Fund - Fund Information Sheet**

### **Aims of the Fund**

The aim of the Fund is to achieve growth in capital over the medium to long-term.

### **How the Aims are Achieved**

The Fund will achieve its aim through investment in a diversified portfolio of collective investment schemes, investment trusts, other transferable securities, cash or near cash, deposits money market instruments and derivatives.

- Subject to the requirements of the Regulations, the portfolio will normally remain fully invested. There will, however, be no restrictions on the underlying content of the investments held, in terms of investment type, geographical or economic sector, meaning that the investment adviser has the absolute discretion to weight the portfolio towards any investment type or sector, including cash, at any time.
- Unregulated collective investment schemes may be used up to the full extent permitted by the Regulations.
- The portfolio will be actively managed. The use of derivatives and/or hedging transactions are permitted in connection with the efficient portfolio management of the Fund, and borrowing will be permitted under the terms of the Regulations.
- On giving 60 days' notice to Shareholders, the Fund may, in addition to its other investment powers, use derivatives and forward transactions for investment purposes. It is not intended that the use of derivatives in this way will change the risk profile of the Fund.
- Subject to the above, the Fund may invest in any asset class and adopt any investment technique or strategy permitted under the Regulations.

### **Fund Structure**

The Fund is an Open Ended Investment Company (OEIC) and was incorporated on 15 July 2005 and is defined as a Non-UCITS Retail Scheme. The base currency of the Fund is in UK £ Sterling. The Fund is open-ended with an unlimited duration. The Fund was launched on 15 August 2005 and issues Income Shares.

### **Investment Adviser**

The Investment Adviser is Goldman Sachs International, Peterborough Court, 133 Fleet Street, London EC4A 2BB. They are authorised and regulated by the Financial Services Authority (FSA). Goldman Sachs is entered on the FSA Register and has an FSA Reference Number of 142888.

## Charges

Initial Charge	5%
Annual Management Charge	1.25%
Other Annual Charges	2.49%
Total Expense Ratio	3.74%
Estimated Yield	0.0%
Portfolio Turnover Rate	3.9%
Charges Deducted From	Income/Capital

## Effect of Charges

The following tables show you the effect our charges have on your investment. The figures are based on a theoretical investment of £5,000. From this we have deducted the relevant charges.

### New Horizon Growth Fund

**Annual direct and indirect charges and expenses 3.74%**

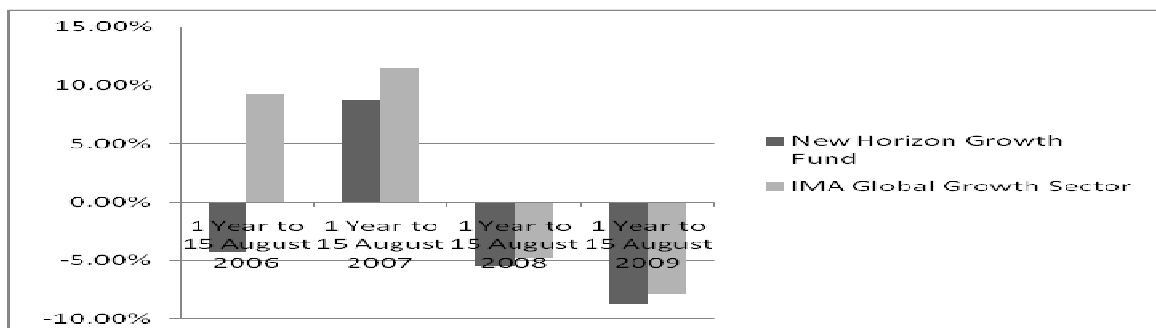
**Estimated Net Yield 0.0%**

**Initial Charge 5%**

At the end of year	Investment to date	Income Shares		
		Effect of deductions to date	Income Paid out to date	What you might get back at 6.0% growth a year
1	£5,000	£438	£0	£4,862
3		£886	£0	£5,069
5		£1,407	£0	£5,284
10		£3,091	£0	£5,864

The last line in the Table shows that over 10 years, the effect of total direct charges and expenses could amount to £3,091. Putting it another way, if the growth rate were to be 6%, which is in no way guaranteed, this would have the effect of reducing it to 1.6% a year.

## Past Fund Performance



Source of all data: WAY Fund Managers Limited

February 2010